



**KEMENTERIAN TENAGA, SAINS, TEKNOLOGI,
ALAM SEKITAR DAN PERUBAHAN IKLIM**
MINISTRY OF ENERGY, SCIENCE, TECHNOLOGY, ENVIRONMENT & CLIMATE CHANGE

MANUAL PENGGUNA

SISTEM RESEARCHER INDUSTRY SCIENTIFIC EXCHANGE

(RISE)

(INDUSTRI)

DISEDIAKAN OLEH:

BAHAGIAN PENGURUSAN TEKNOLOGI MAKLUMAT

VERSI 1.0

KANDUNGAN

No.	Kandungan	Muka Surat
1.0	Pengenalan	3
2.0	Objektif	3
3.0	<i>Ciri-ciri Sistem Researcher Industry Scientific Exchange (RISE)</i>	
	3.1 Platform Pelayar	3
	3.2 Senarai Ikon	4
	3.3 Senarai Status Pemohon	5
4.0	Manual Pengguna	
	4.1 Mendaftar Akaun Pengguna	6-10
	4.2 Log Masuk	11-13
	4.3 Mendaftar Permohonan Baharu	14-15
	4.4 Penetapan pada Sistem	16
	4.5 Log Keluar	17

1.0 PENGENALAN

Sistem *Researcher Industry Scientific Exchange (RISE)* merupakan sistem berasaskan *web based system* yang berupaya menguruskan permohonan *RISE*. Pembangunan projek ini adalah berdasarkan keperluan *stakeholder* terhadap ketelusan, kesegeraan, kecekapan dan kepantasan maklumat. Sistem *RISE* ini bertujuan:

- a) memberi faedah kepada pemohon dan pentadbir dengan ciri-ciri sistem yang mesra pelanggan, telus, menjimatkan masa, boleh diakses sepanjang masa, mengurangkan kesilapan.

- b) memudahkan pengesanan status permohonan.

2.0 OBJEKTIF

Objektif manual pengguna ini adalah untuk membantu dan memudahkan pengguna untuk menggunakan Sistem *RISE*.


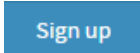








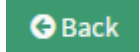


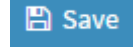
3.0 CIRI-CIRI SISTEM RISE

3.1 PLATFORM PELAYAR

- (a) Mozilla Firefox;
- (b) Google Chrome or
- (c) Internet Explorer.

3.2 SENARAI IKON

Jadual di bawah menunjukkan butang/ikon yang biasa diguna pakai di dalam sistem beserta fungsi-fungsinya. Sila rujuk pada gambarajah di atas untuk melihat kedudukan butang/ikon.

Button/Icon	Name of button/icon	Fungsi
	Browse	Memilih fail untuk dimasukkan.
	Sign up	Mendaftar untuk log masuk sistem.
	Sign in	Log masuk ke dalam sistem.
	Export	Eksport format <i>page</i> seperti HTML, CSV, Text, Excel, PDF & JSON.
	Show all data	Memaparkan kesemua data.
	View	Memaparkan maklumat.
	Update	Memaparkan dan mengemaskini maklumat.
	Delete	Memadamkan maklumat.
	Chart context menu	Mencetak dan memuat turun carta.
	Next	Melangkah ke <i>page</i> seterusnya.
	Back	Kembali ke <i>page</i> sebelumnya.
	Submit	Menghantar maklumat yang telah diisi.
	Reset grid	Menukarkan kedudukan kandungan.
	Save	Menyimpan maklumat selepas dikemaskini.

3.3 SENARAI STATUS PEMOHON

No.	Status	Description
1.	<i>Draft</i>	<i>Your application is pending submission.</i>
2.	<i>Waiting for Internal Committee</i>	<i>Your application is successful submitted and waiting for vetting process.</i>
3.	<i>Waiting for Technical Committee</i>	<i>Your application is successful vetting and waiting for technical results.</i>
4.	<i>Waiting for Approval by MESTECC Committee</i>	<i>Your application is successful evaluate and waiting for Approval by MESTECC Committee.</i>
5.	<i>Approved</i>	<i>Your application's result has approved by MESTECC Committee.</i>
6.	<i>Rejected</i>	<i>Your application's result has rejected by MESTECC Committee.</i>

4.0 MANUAL PENGGUNA

Di bawah merupakan langkah untuk mengakses Sistem **RISE**:

Langkah 1: Klik pada butang *Start* yang terletak disebelah bawah bahagian kiri komputer seperti yang ditunjukkan pada gambarajah di bawah :



Klik dua kali pada ikon  Google Chrome  Mozilla Firefox atau  Internet Explorer.

Langkah 2: Taip alamat *URL* [https:// rise.mestecc.gov.my](https://rise.mestecc.gov.my)

Langkah 3: Kemudian, skrin seperti di bawah akan terpapar.



Announcement

Latest

About RISE and Guidelines

How to Apply Fund?

User Manuals



RISE Guidelines

DOWNLOAD >

About RISE

A platform for sharing expertise of Researchers from MESTECC to Industry in order to increase innovation & productivity of industry as well as capacity building for both sides.



Industry

Register as Industry

- » Find the **BEST-MATCH SOLUTION** for industries' problems.
- » Get direct **EXPERTS INVOLVEMENT** in solving industries' problems.

REGISTER AS INDUSTRY >



Researcher

Register as Researcher

- » Find **FUNDING OPPORTUNITIES** available from industries.
- » Explore **REAL-WORLD PROBLEMS** faced by industries.
- » Get connected with industry to produce **INDUSTRY-RELEVANT SOLUTIONS**.

[REGISTER AS RESEARCHER >](#)

CONTACT US

📍 Address

STI Talent Division,
Ministry of Energy, Science, Technology, Environment and Climate Change (**MESTECC**),
Level 4, Block C4, Parcel C,
Federal Government Administrative Centre,
62662 Putrajaya.


🕒 Operating Hours

📅 Monday-Thursday: 8.30 am - 5.30 pm
📅 Friday: 8.30 am - 12.15 pm / 2.45 pm - 5.30 pm
📞 Phone: 03 - 8885 8298 (General)
✉ Email: helpdesk-rise@mestecc.gov.my

4.1 MENDAFTAR AKAUN PENGGUNA

1. Pengguna kali pertama Sistem **RISE** dikehendaki mendaftarkan ID pengguna.
2. Sila klik menu **Register** dan pilih kategori pengguna.
3. Semua maklumat yang bertanda * adalah wajib diisi.

Langkah 1: Klik pada menu **SIGN UP**, skrin seperti di bawah:



Langkah 2: Sila masukkan maklumat di dalam ruangan yang disediakan dan klik pada menu **Sign Up** apabila maklumat telah lengkap.

Register as Industry

Personal Information

Nationality *
 Malaysian Foreign

Status Bumiputera *
 Bumiputera Non-Bumiputera

Identity Type *
 New IC Old IC Military IC Passport Number

Identity Number *

Hint: IC Number without (-) / Old IC Number / Military IC / Passport Number

Salutation *

Full Name *

Designation *

Contact Information

Handphone Number *

Hint: Handphone number without (-). Example: 0136521023

Address *

Country * MALAYSIA **State *** Select State

City * **Postel Code ***
Hint: Postcode only numeric

Password *
At least 8 alphabet with [at least one upper-case letter, one lower-case letter, one special character and one digit]. The available symbols [@ \$ % * # ? &]


Sign up

PENTING

Selepas berjaya log masuk, sila lengkapkan maklumat profil anda dengan klik pada menu **MY ACCOUNT -> PROFILE SETTINGS**. Ia adalah penting untuk tujuan pengesahan. Jika tidak, akaun anda akan disekat.

4.2 LOG MASUK

Langkah 1: Klik pada menu *Log In* seperti di bawah:

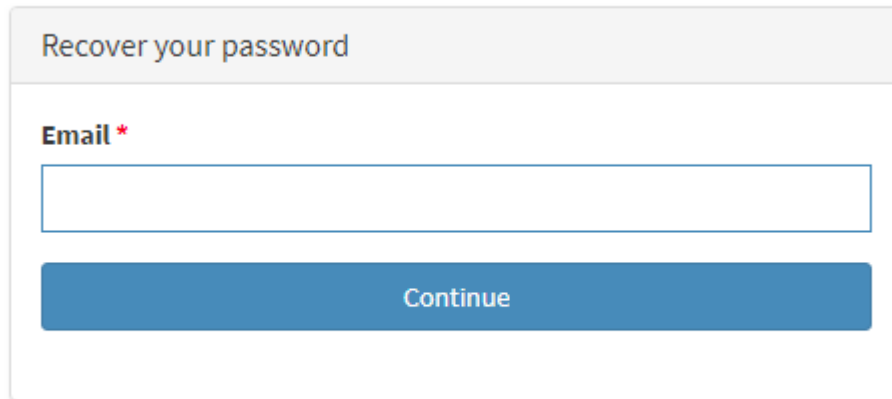


Langkah 2: Paparan seperti di bawah:

The image shows the login page of the RISE website. On the left side, there is a light gray box containing the RISE logo and the text 'Sign In'. Below this, there are two input fields: 'Username *' with the text 'username' and 'Password *' with asterisks. There is a checkbox labeled 'Remember me next time' and a blue 'Sign In' button. On the right side, there are four colored buttons: 'Register as Industry' (blue), 'Register as Researcher' (light blue), 'Forget Password' (green), and 'Resend Activation' (orange). Each button has an icon and a link to click here.

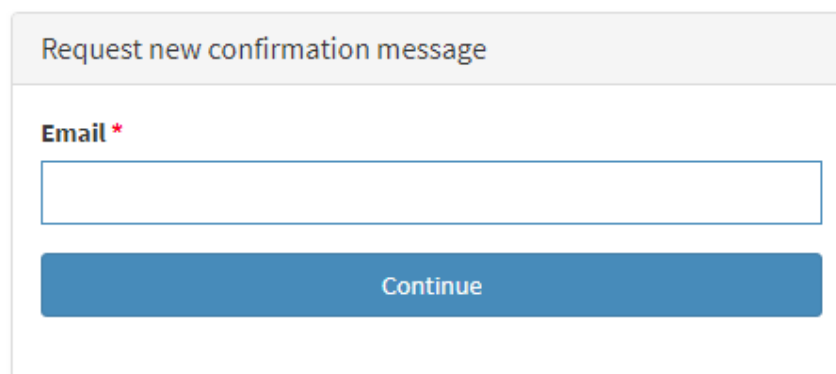
Langkah 3: Sila masukkan **Username** dan **Password** di dalam ruangan yang disediakan dan klik butang **SIGN IN** untuk log masuk.

Langkah 4: Sekiranya pengguna terlupa *username* dan *password* klik pada **FORGET PASSWORD** dan paparan seperti berikut:



The screenshot shows a web form titled "Recover your password". It features a single text input field labeled "Email *" and a blue button labeled "Continue" positioned below the input field.

Langkah 5: Sekiranya pengguna ingin *active/deactive* akaun klik pada ikon **RESEND ACTIVATION** dan paparan seperti berikut:



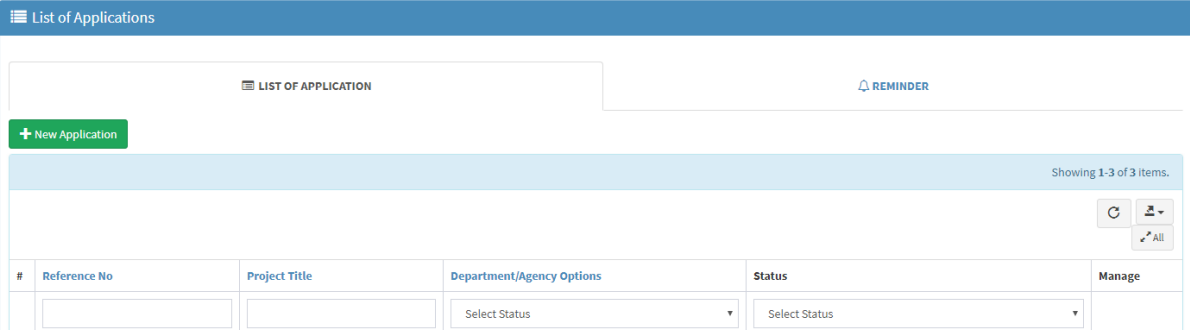
The screenshot shows a web form titled "Request new confirmation message". It features a single text input field labeled "Email *" and a blue button labeled "Continue" positioned below the input field.

Langkah 6: Masukkan maklumat yang diperlukan di dalam ruangan yang disediakan dan klik pada butang **CONTINUE** setelah lengkap dan maklumat akan dihantar melalui email.

4.3 PERMOHONAN BAHARU

1. Pengguna perlu *Log In* sebelum mewujudkan permohonan.
2. Borang permohonan akan dipaparkan selepas berjaya masuk ke sistem.

Langkah 1: Klik pada butang **NEW APPLICATION** seperti yang dipaparkan.



Home / List of Applications

List of Applications

LIST OF APPLICATION

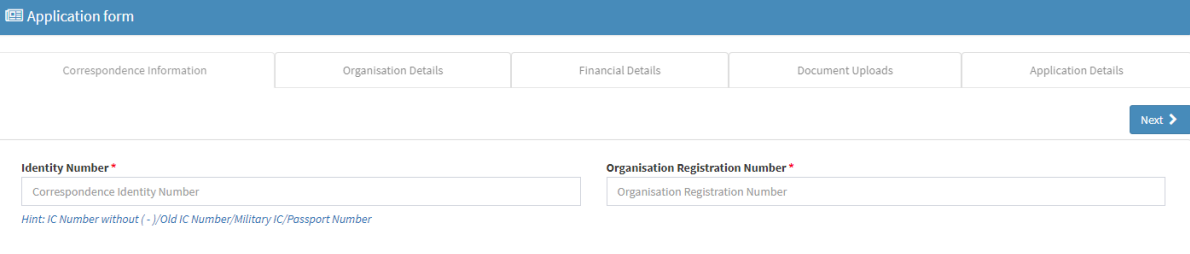
REMINDER

+ New Application

Showing 1-3 of 3 items.

#	Reference No	Project Title	Department/Agency Options	Status	Manage
			Select Status	Select Status	

Langkah 2: Paparan seperti di bawah.



Home / Application Details / Application form

Application form

Correspondence Information Organisation Details Financial Details Document Uploads Application Details

Next >

Identity Number*

Correspondence Identity Number

Hint: IC Number without (-)/Old IC Number/Military IC/Passport Number

Organisation Registration Number*

Organisation Registration Number

1. Maklumat Pendaftaran permohonan yang perlu dilengkapkan adalah seperti berikut:
 - a) Maklumat Pemohon
 - b) Maklumat Organisasi
 - c) Maklumat Kewangan
 - d) Maklumat Dokumen
 - e) Maklumat Permohonan

Application form

Correspondence Information Organisation Details Financial Details Document Uploads Application Details

Next >

Identity Number *

Organisation Registration Number *

Hint: IC Number without (-) / Old IC Number / Military IC / Passport Number

Application form

Correspondence Information Organisation Details Financial Details Document Uploads Application Details

Back Next >

Do you want set as your primary Organisation Profile? *
 Yes No
 Set your primary organisation profile

Organisation Registration Number

Organisation Name *

Type of Company Explanation

Organisation Main Product *

Application form

Correspondence Information Organisation Details Financial Details Document Uploads Application Details

Back Next >

Total Full Time Employee *

Total Degree Holder Employee *

Expected book value of capital in 2019 *

Total Malaysian Employee *

Total Non-Malaysian Employee *

Budget in R&D in 2018 *

Budget in R&D in 2019 *

Sales in 2018 *

Expected sales in 2019 *

Sales in 2018 from product/service related to the project *

Book value of capital in 2018

Sales in 2019 from product/service related to the project *

Application form

Correspondence Information Organisation Details Financial Details Document Uploads Application Details

Back Next >

List of Documents Upload Assign Document Upload

#	Title	File Upload	Download	Delete
No results found.				

Application form

Correspondence Information Organisation Details Financial Details Document Uploads Application Details

Back Submit

Project Title *

Allowance (RM) * Allowance Amount (RM) *

Partnership * Department/Agency Options

Other incentive or benefits that company could offer to the researcher

Back Submit

Langkah 3: Sila isi semua maklumat di dalam ruangan yang disediakan dan klik pada butang **NEXT**.

Langkah 4: Klik butang **SUBMIT** untuk menghantar permohonan.

4.4 PENETAPAN PADA SISTEM

A. PENETAPAN PROFIL

Langkah 1: Klik pada menu **MY ACCOUNTS -> PROFILE SETTINGS**.

My Profile

Profile Account Organization Academic/Professional Documents

Image

Nationality *

Status Bumiputera *

Identity Type *

IC Number

Old IC Number

Military IC

Passport Number

About Me

Basic Information

Langkah 2: Isikan maklumat diruang yang disediakan dan klik pada butang **SAVE** untuk menyimpan maklumat.

B. PENETAPAN ORGANISASI

Langkah 1: Klik pada menu **MY ACCOUNT -> ORGANIZATION SETTINGS**.


Home / List of Organizations

List of Organizations

Showing 1-20 of 142 items.

+ New Organization

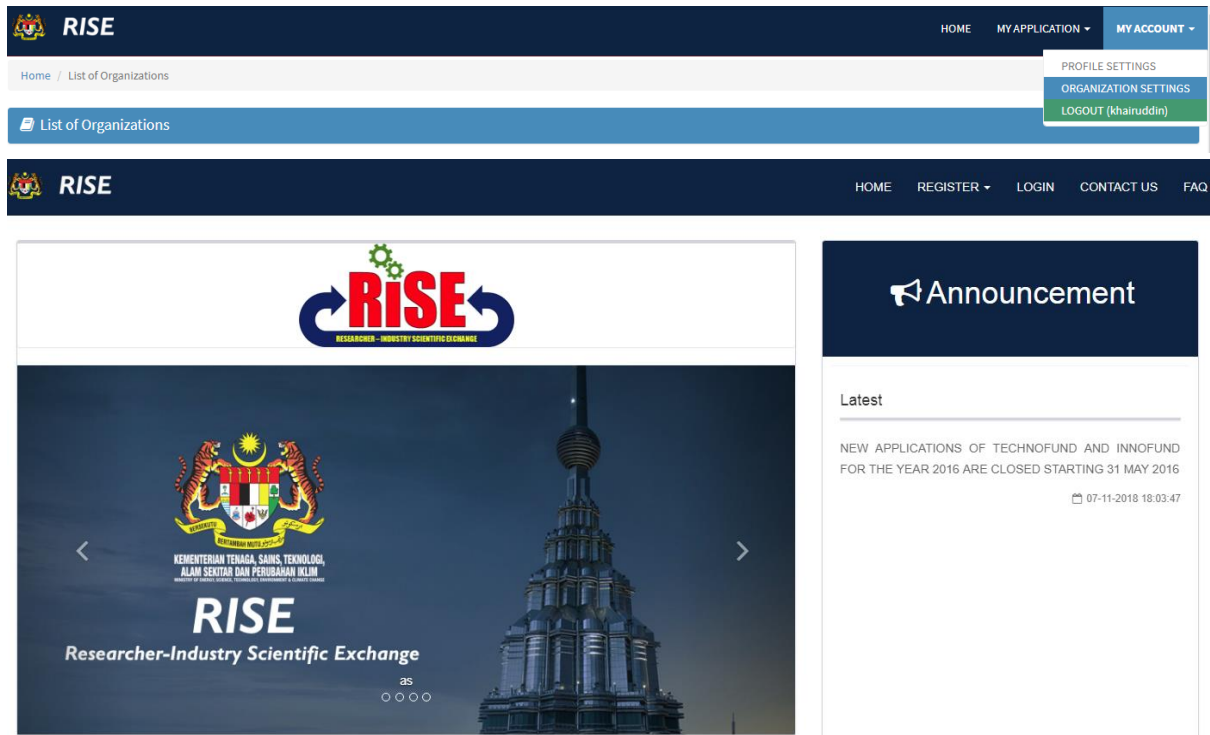
#	Organisation Registration Number	Organisation Name	Organisation Type	Task
1		UNIVERSITI TEKNOLOGI MARA	-	<input type="button" value="Edit"/>
2		UNIVERSITI PUTRA MALAYSIA	-	<input type="button" value="Edit"/>
3	1238/64	UNIVERSITI SAINS MALAYSIA	-	<input type="button" value="Edit"/>
4		UNIVERSITI UTARA MALAYSIA	-	<input type="button" value="Edit"/>

Langkah 2: Klik pada ikon  untuk melihat atau mengedit maklumat organisasi Anda.

Langkah 3: Isikan maklumat diruang yang disediakan dan klik pada butang **SAVE** untuk menyimpan maklumat.

4.5 LOG KELUAR

Langkah 1: Klik pada menu **LOG OUT** untuk log keluar ke sistem seperti di bawah:



The screenshot displays the RISE website interface. At the top, there is a dark blue navigation bar with the RISE logo on the left and links for HOME, MY APPLICATION, and MY ACCOUNT on the right. Below this, a breadcrumb trail shows 'Home / List of Organizations'. A dropdown menu is open under 'MY ACCOUNT', listing 'PROFILE SETTINGS', 'ORGANIZATION SETTINGS', and 'LOGOUT (khairuddin)'. Below the navigation bar, there is a main content area with a large banner for RISE (Researcher-Industry Scientific Exchange) featuring the Malaysian coat of arms and the text 'KEMENTERIAN TENAGA, SAINS, TEKNOLOGI, ALAM SEKITAR DAN PERUBAHAN IKLIM'. To the right of the banner is an 'Announcement' section with the title 'Announcement' and a sub-section 'Latest' containing the text: 'NEW APPLICATIONS OF TECHNOFUND AND INNOFUND FOR THE YEAR 2016 ARE CLOSED STARTING 31 MAY 2016' with a timestamp of '07-11-2018 18:03:47'.